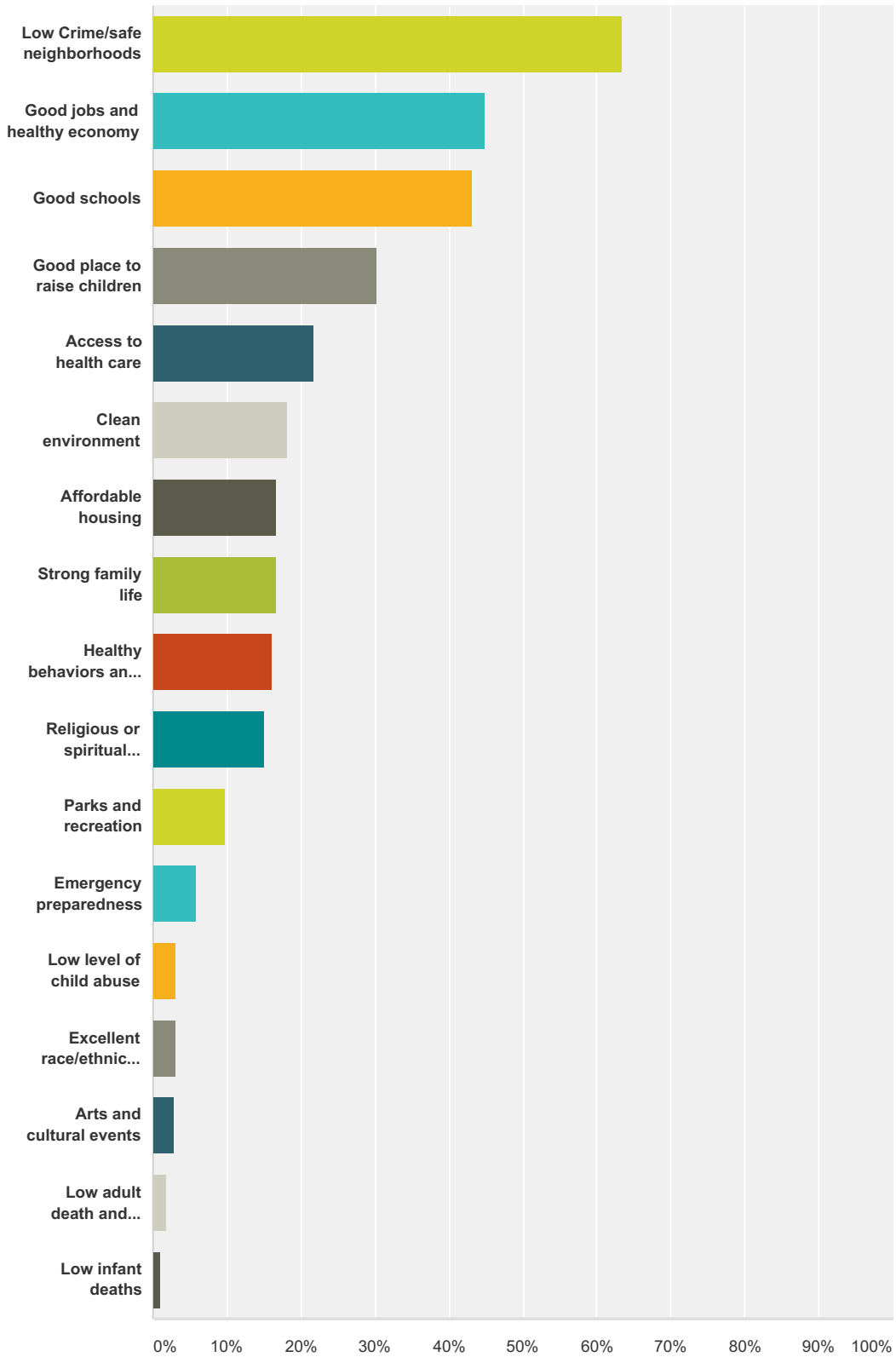


**Q1 In the following list, what do you think are the three most important factors for a "Healthy Community"? (Those factors which most improve the quality of life in a community). Choose 3.**

Answered: 669 Skipped: 0

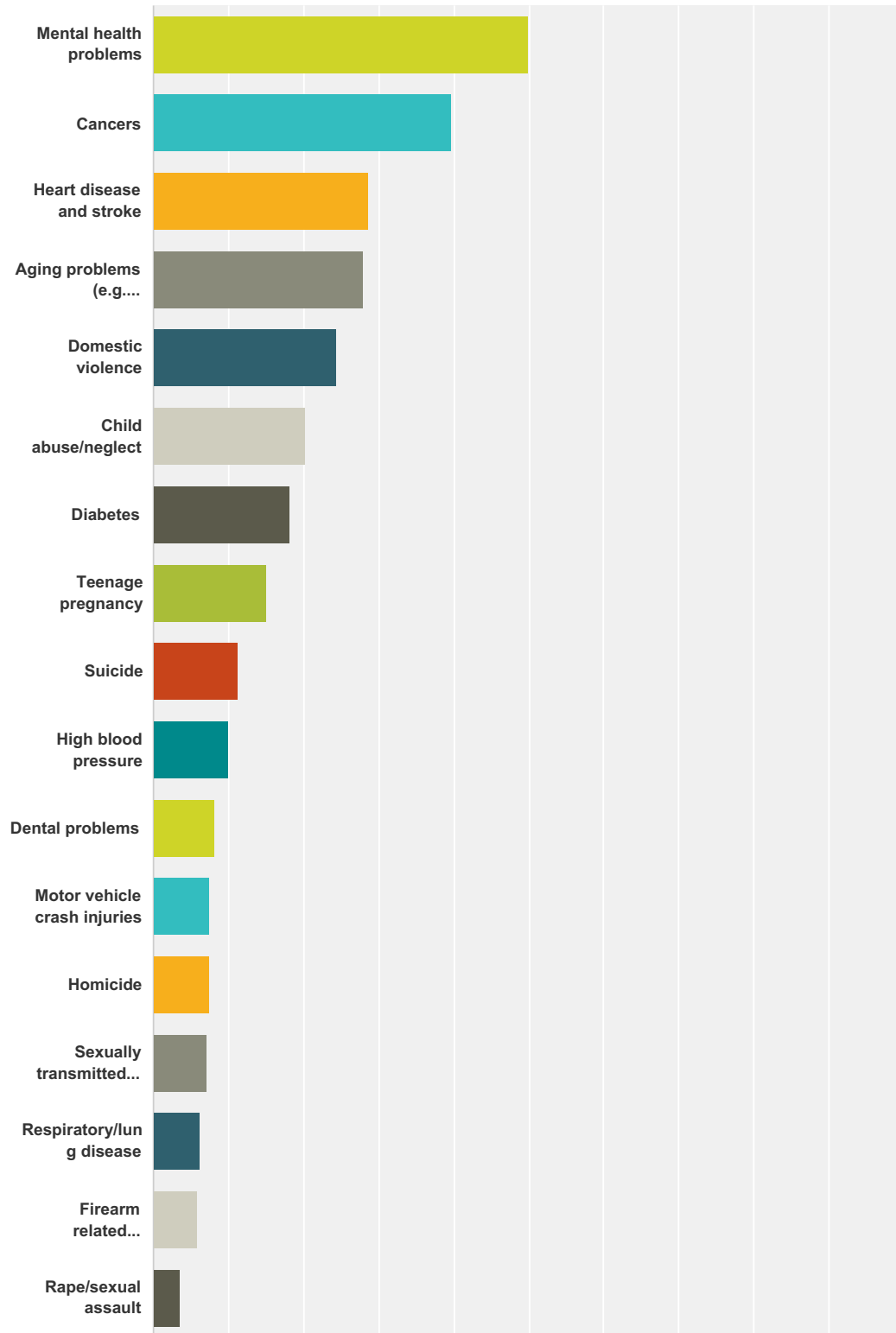


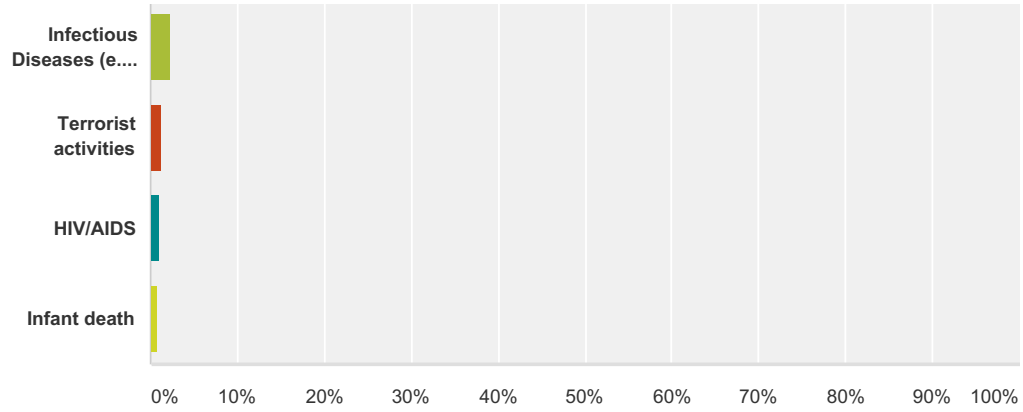
Answer Choices	Responses
Low Crime/safe neighborhoods	63.53% 425
Good jobs and healthy economy	44.84% 300

Good schools	43.20%	289
Good place to raise children	30.34%	203
Access to health care	21.67%	145
Clean environment	18.09%	121
Affordable housing	16.74%	112
Strong family life	16.74%	112
Healthy behaviors and lifestyles	15.99%	107
Religious or spiritual values	15.10%	101
Parks and recreation	9.87%	66
Emergency preparedness	5.83%	39
Low level of child abuse	3.14%	21
Excellent race/ethnic relations	3.14%	21
Arts and cultural events	2.84%	19
Low adult death and disease rates	1.94%	13
Low infant deaths	1.05%	7
<b>Total Respondents: 669</b>		

**Q2 In the following list, what do you think are the three most important "health problems" in our community. (Those problems which have the greatest impact on overall community health). Choose 3.**

Answered: 661 Skipped: 8

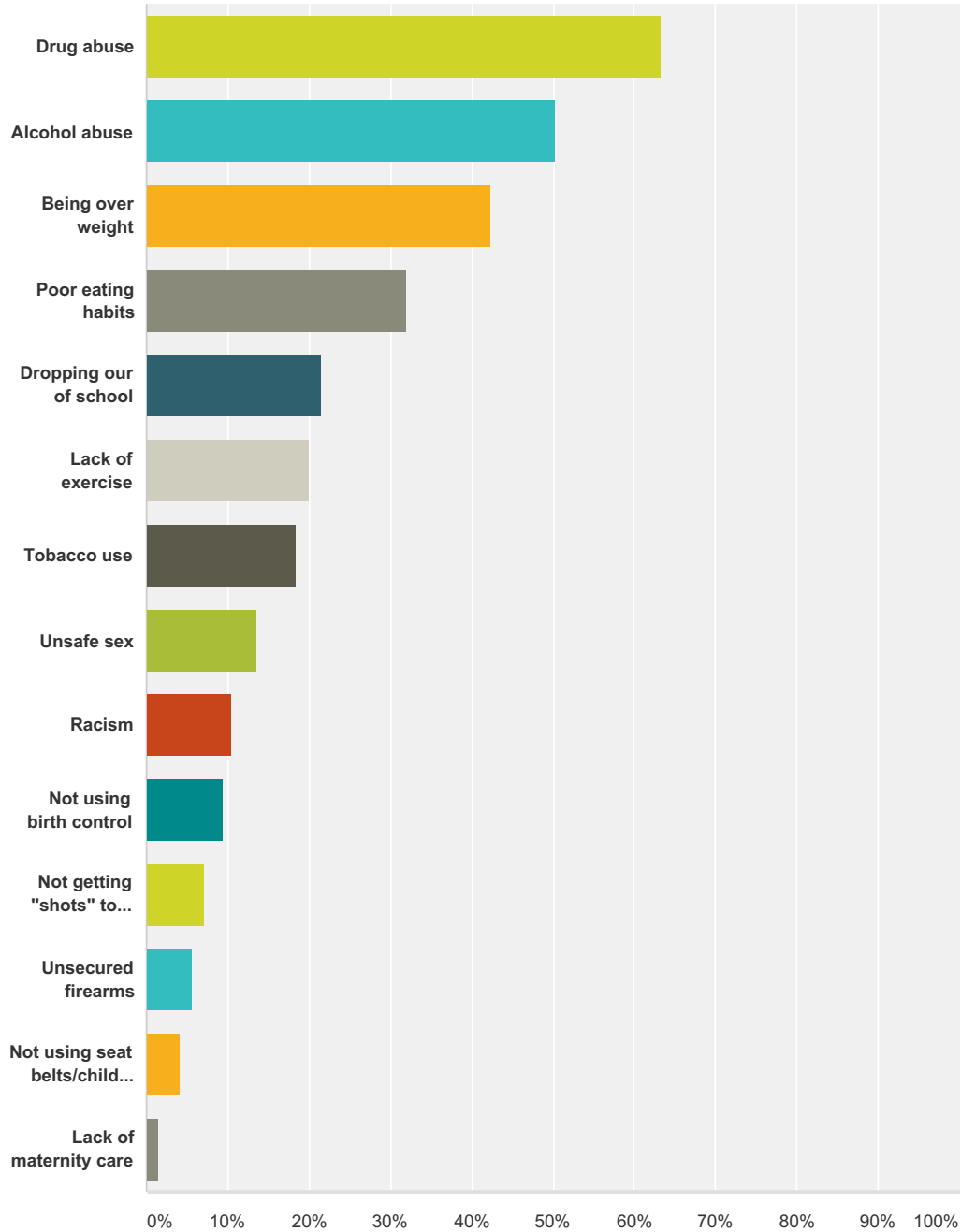




Answer Choices	Responses	Count
Mental health problems	49.92%	330
Cancers	39.64%	262
Heart disease and stroke	28.59%	189
Aging problems (e.g. arthritis, health/vision loss, etc)	27.99%	185
Domestic violence	24.51%	162
Child abuse/neglect	20.27%	134
Diabetes	18.15%	120
Teenage pregnancy	14.98%	99
Suicide	11.35%	75
High blood pressure	9.98%	66
Dental problems	8.17%	54
Motor vehicle crash injuries	7.56%	50
Homicide	7.41%	49
Sexually transmitted disease	7.11%	47
Respiratory/lung disease	6.20%	41
Firearm related injuries	5.75%	38
Rape/sexual assault	3.48%	23
Infectious Diseases (e.g. hepatitis, TB, etc)	2.27%	15
Terrorist activities	1.21%	8
HIV/AIDS	1.06%	7
Infant death	0.76%	5
<b>Total Respondents: 661</b>		

**Q3 In the following list, what do you think are the three most important "risky behaviors" in our community? (Those behaviors which have the greatest impact on overall community health). Choose 3.**

Answered: 665 Skipped: 4

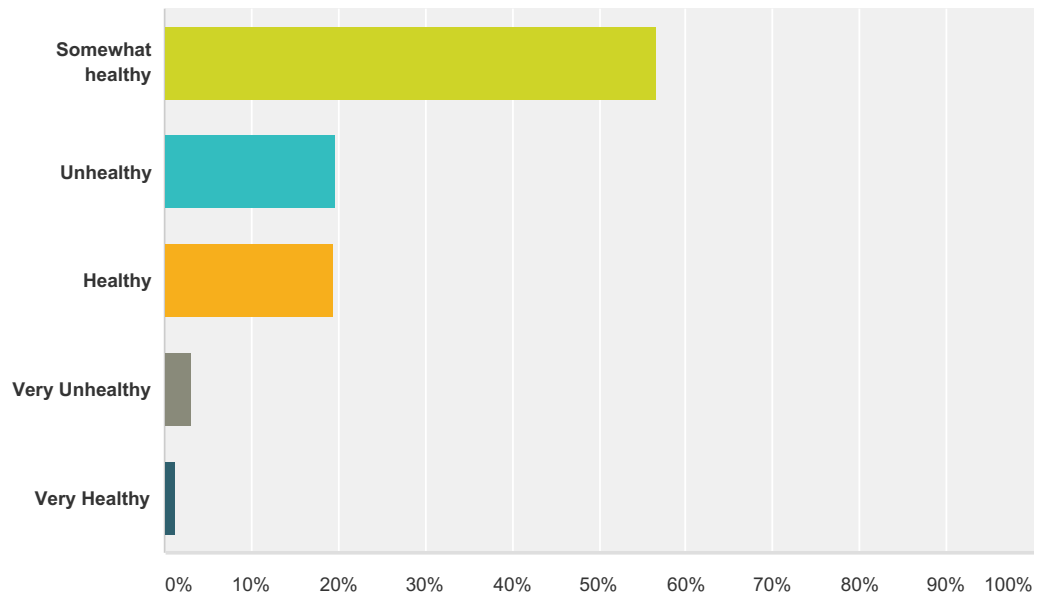


Answer Choices	Responses
Drug abuse	63.31% 421

Alcohol abuse	50.23%	334
Being over weight	42.41%	282
Poor eating habits	31.88%	212
Dropping our of school	21.50%	143
Lack of exercise	20.00%	133
Tobacco use	18.35%	122
Unsafe sex	13.53%	90
Racism	10.38%	69
Not using birth control	9.47%	63
Not getting "shots" to prevent disease	7.07%	47
Unsecured firearms	5.71%	38
Not using seat belts/child safety seats	4.21%	28
Lack of maternity care	1.50%	10
<b>Total Respondents: 665</b>		

### Q4 How would you rate the overall health of the community?

Answered: 666 Skipped: 3

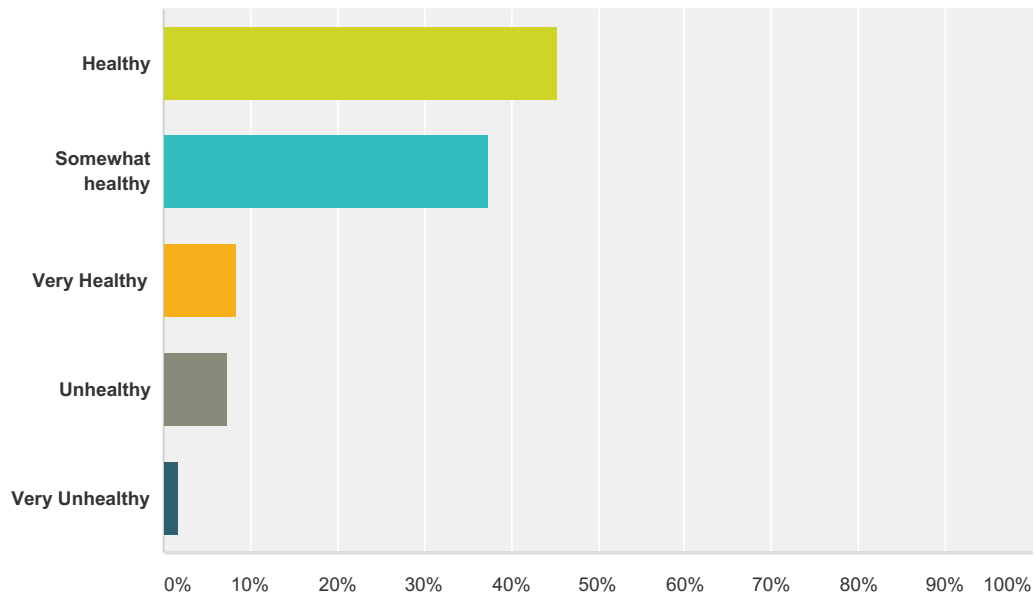


Answer Choices	Responses
Somewhat healthy	56.61% 377
Unhealthy	19.67% 131
Healthy	19.37% 129
Very Unhealthy	3.15% 21
Very Healthy	1.20% 8
<b>Total</b>	<b>666</b>



### Q5 How would you rate your own personal health?

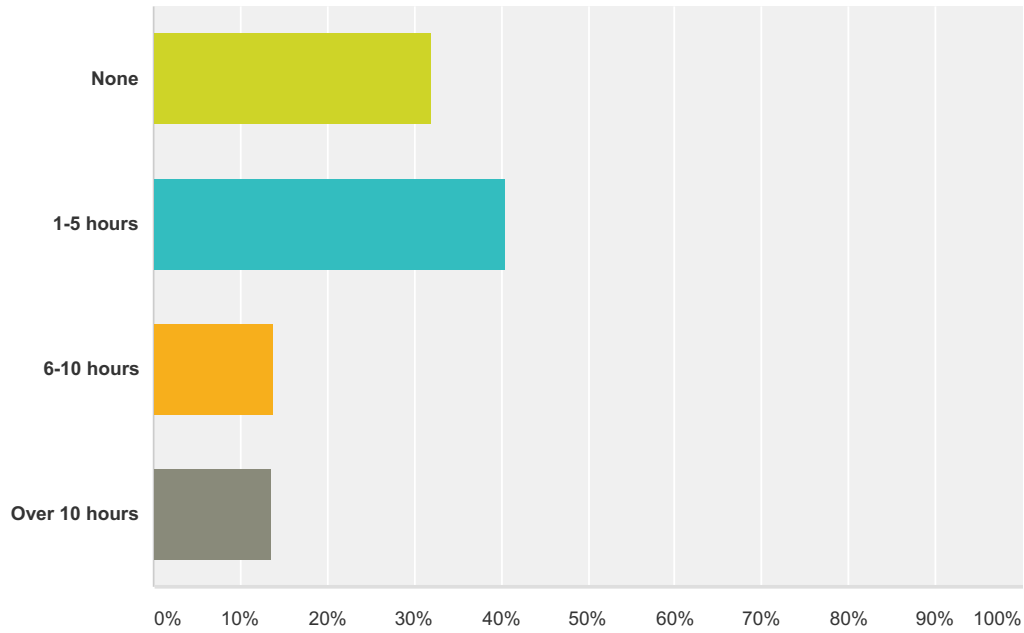
Answered: 669 Skipped: 0



Answer Choices	Responses
Healthy	45.29% 303
Somewhat healthy	37.37% 250
Very Healthy	8.37% 56
Unhealthy	7.32% 49
Very Unhealthy	1.64% 11
<b>Total</b>	<b>669</b>

**Q6 Approximately how many hours per month do you volunteer your time to community service? (e.g., schools, voluntary organizations, churches, hospitals, etc.)**

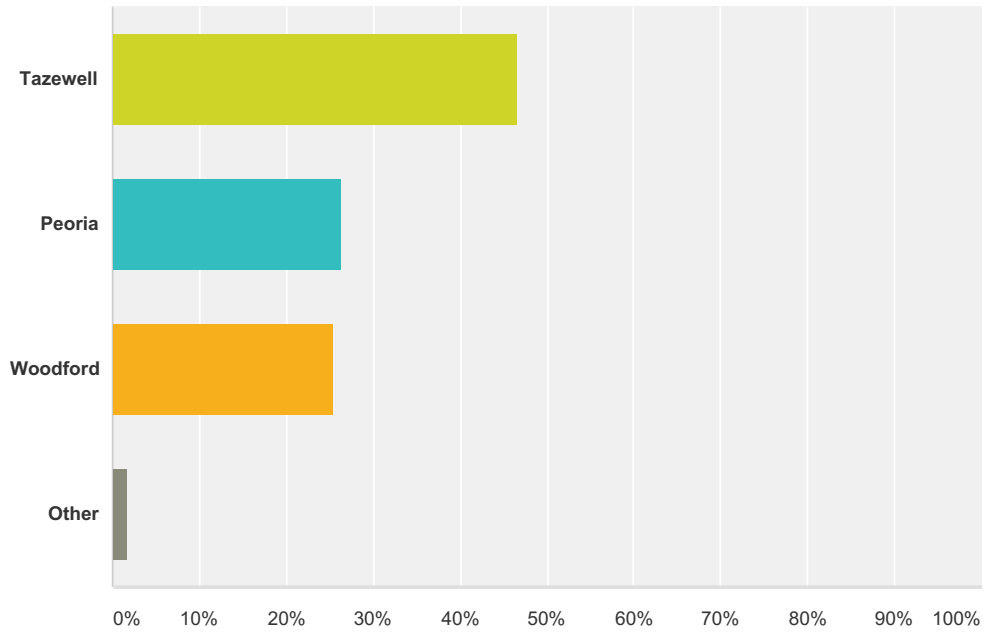
Answered: 668 Skipped: 1



Answer Choices	Responses
None	32.04% 214
1-5 hours	40.57% 271
6-10 hours	13.77% 92
Over 10 hours	13.62% 91
<b>Total</b>	<b>668</b>

### Q7 What county do you live in?

Answered: 669 Skipped: 0



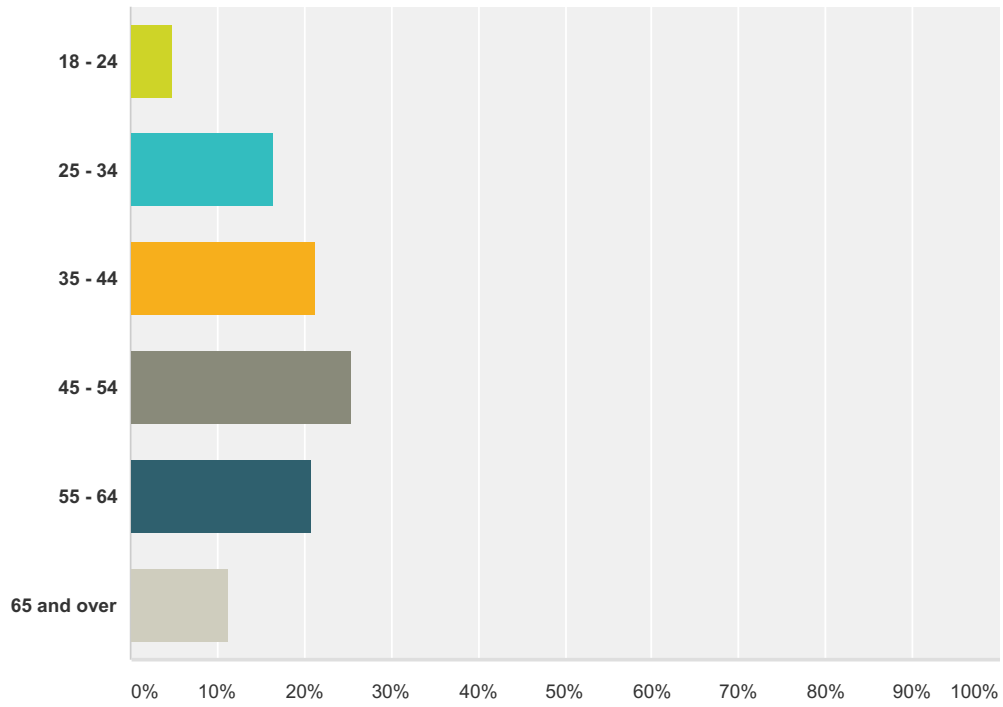
Answer Choices	Responses
Tazewell	46.64% 312
Peoria	26.31% 176
Woodford	25.41% 170
Other	1.64% 11
<b>Total</b>	<b>669</b>

**Q8 Zip code where you live:**

Answered: 656 Skipped: 13

### Q9 Age:

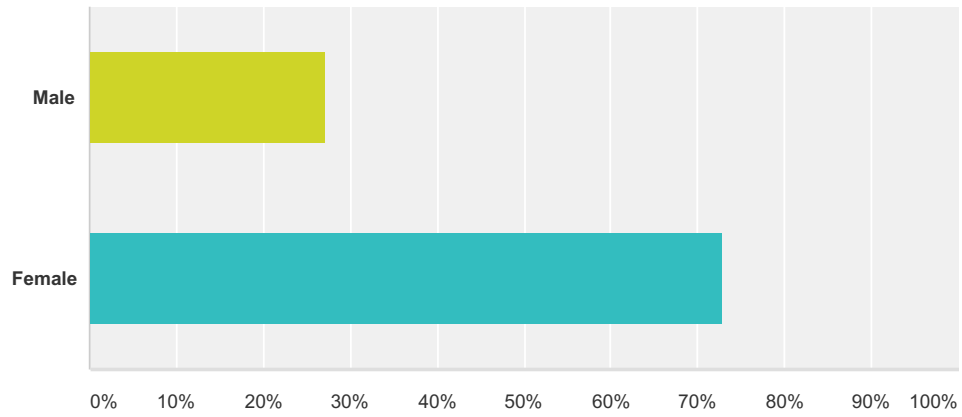
Answered: 669 Skipped: 0



Answer Choices	Responses
18 - 24	4.78% 32
25 - 34	16.59% 111
35 - 44	21.23% 142
45 - 54	25.41% 170
55 - 64	20.78% 139
65 and over	11.21% 75
<b>Total</b>	<b>669</b>

### Q10 Gender:

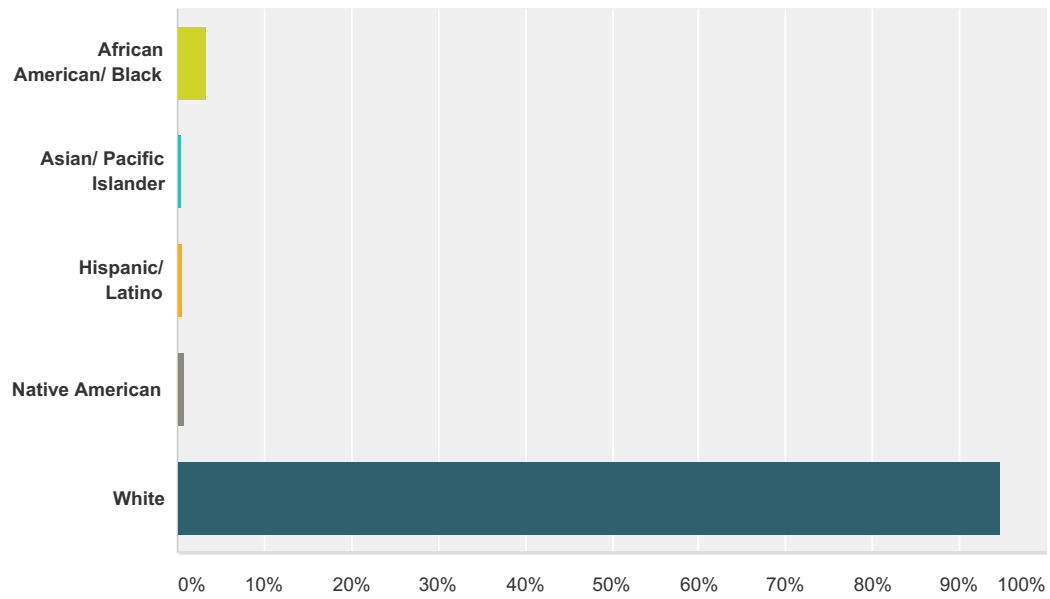
Answered: 665 Skipped: 4



Answer Choices	Responses	Count
Male	27.07%	180
Female	72.93%	485
<b>Total</b>		<b>665</b>

### Q11 Ethnic group you most identify with:

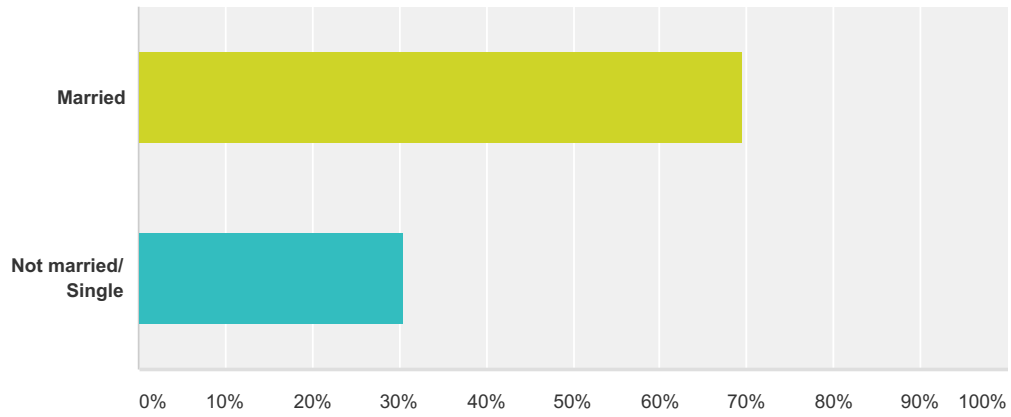
Answered: 657 Skipped: 12



Answer Choices	Responses
African American/ Black	3.35% 22
Asian/ Pacific Islander	0.46% 3
Hispanic/ Latino	0.61% 4
Native American	0.76% 5
White	94.82% 623
<b>Total</b>	<b>657</b>

### Q12 Marital Status:

Answered: 661 Skipped: 8

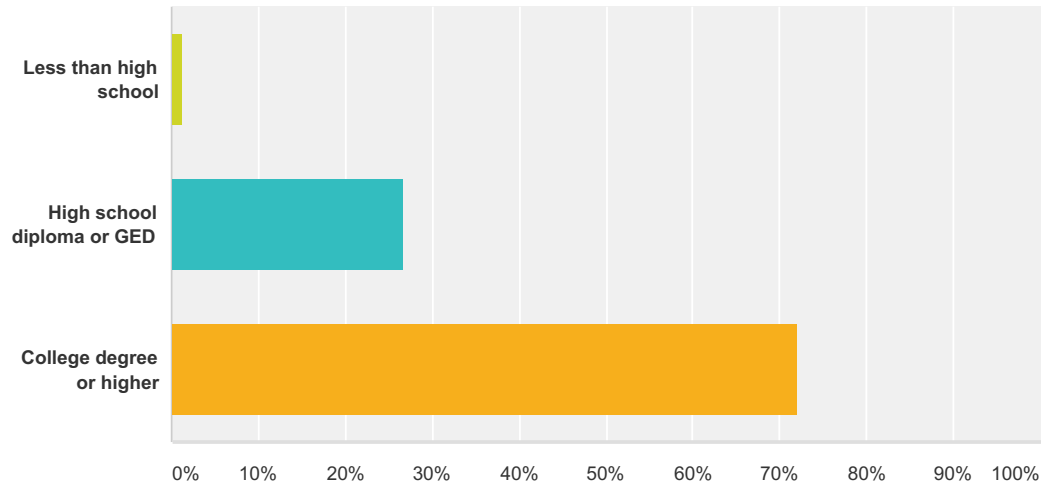


Answer Choices	Responses	Count
Married	69.44%	459
Not married/ Single	30.56%	202
<b>Total</b>		<b>661</b>



### Q13 Education:

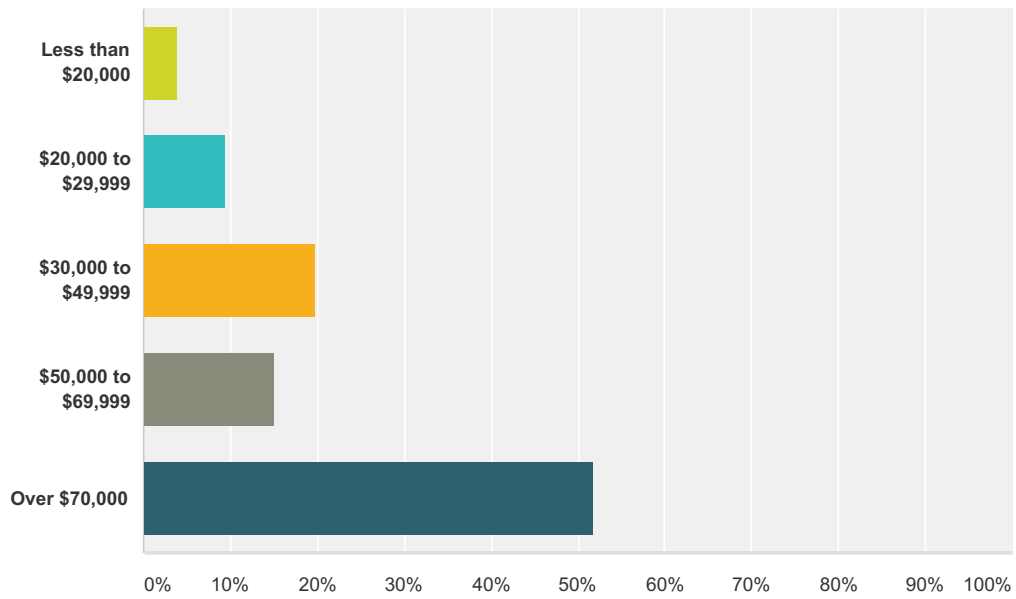
Answered: 660 Skipped: 9



Answer Choices	Responses
Less than high school	1.21% 8
High school diploma or GED	26.82% 177
College degree or higher	71.97% 475
<b>Total</b>	<b>660</b>

### Q14 Household income:

Answered: 641 Skipped: 28



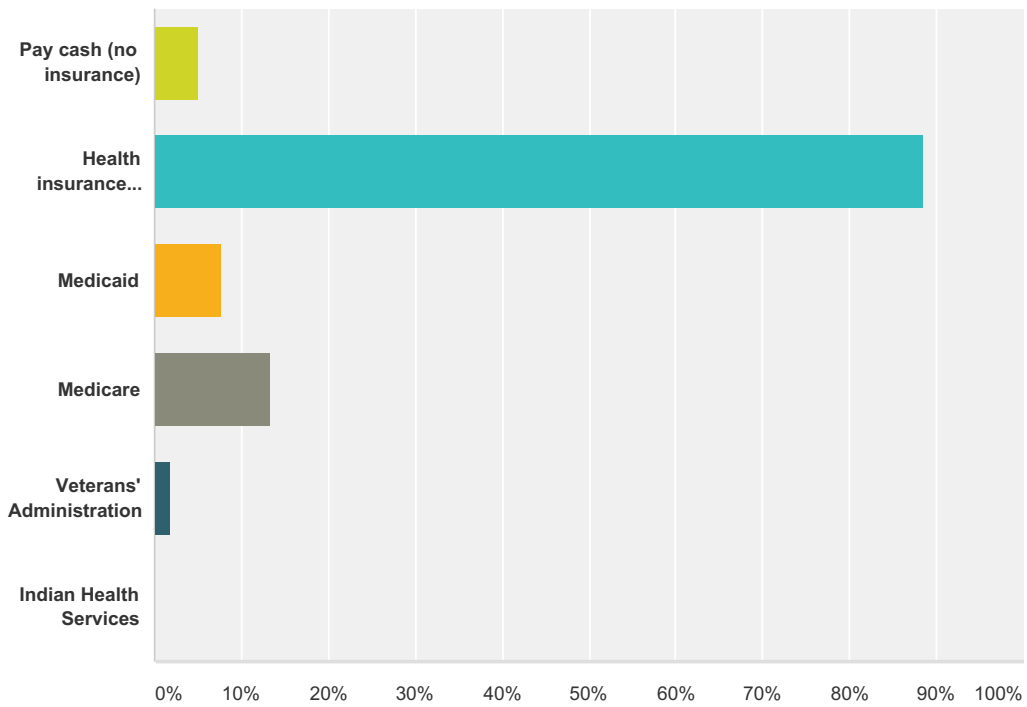
Answer Choices	Responses
Less than \$20,000	3.90% 25
\$20,000 to \$29,999	9.36% 60
\$30,000 to \$49,999	19.81% 127
\$50,000 to \$69,999	15.13% 97
Over \$70,000	51.79% 332
<b>Total</b>	<b>641</b>

**Q15 How many people reside in your household?**

Answered: 651 Skipped: 18

### Q16 How do you pay for your health care? (Check all that apply).

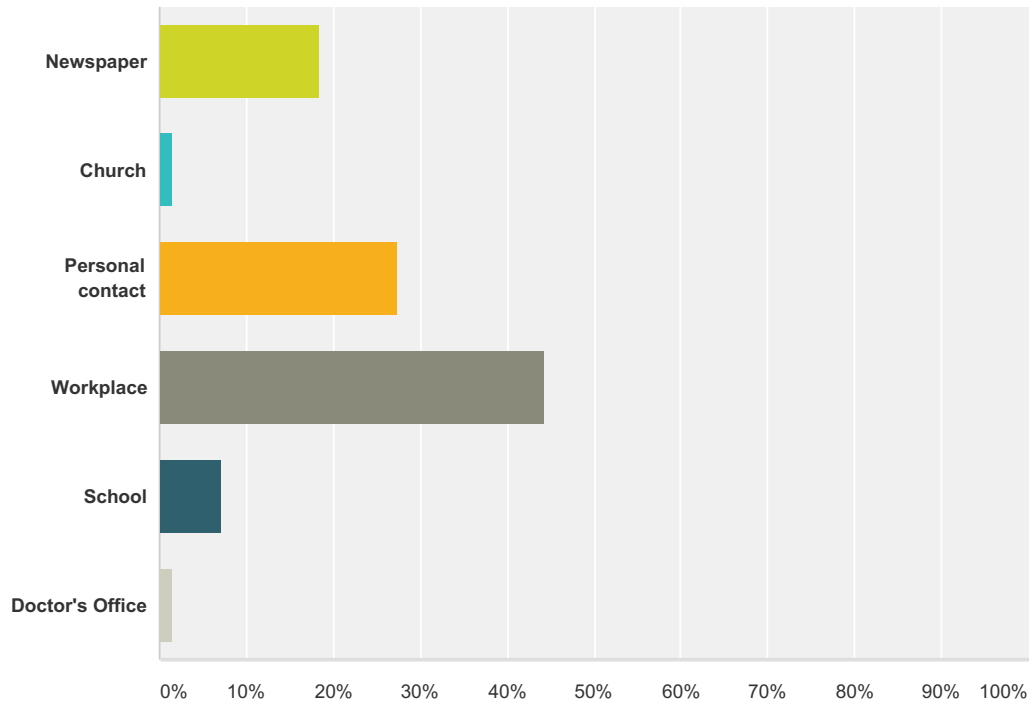
Answered: 651 Skipped: 18



Answer Choices	Responses
Pay cash (no insurance)	4.92% 32
Health insurance (e.g., private insurance, Blue Shield, HMO)	88.48% 576
Medicaid	7.68% 50
Medicare	13.36% 87
Veterans' Administration	1.84% 12
Indian Health Services	0.00% 0
<b>Total Respondents: 651</b>	

### Q17 How did you learn about this survey?

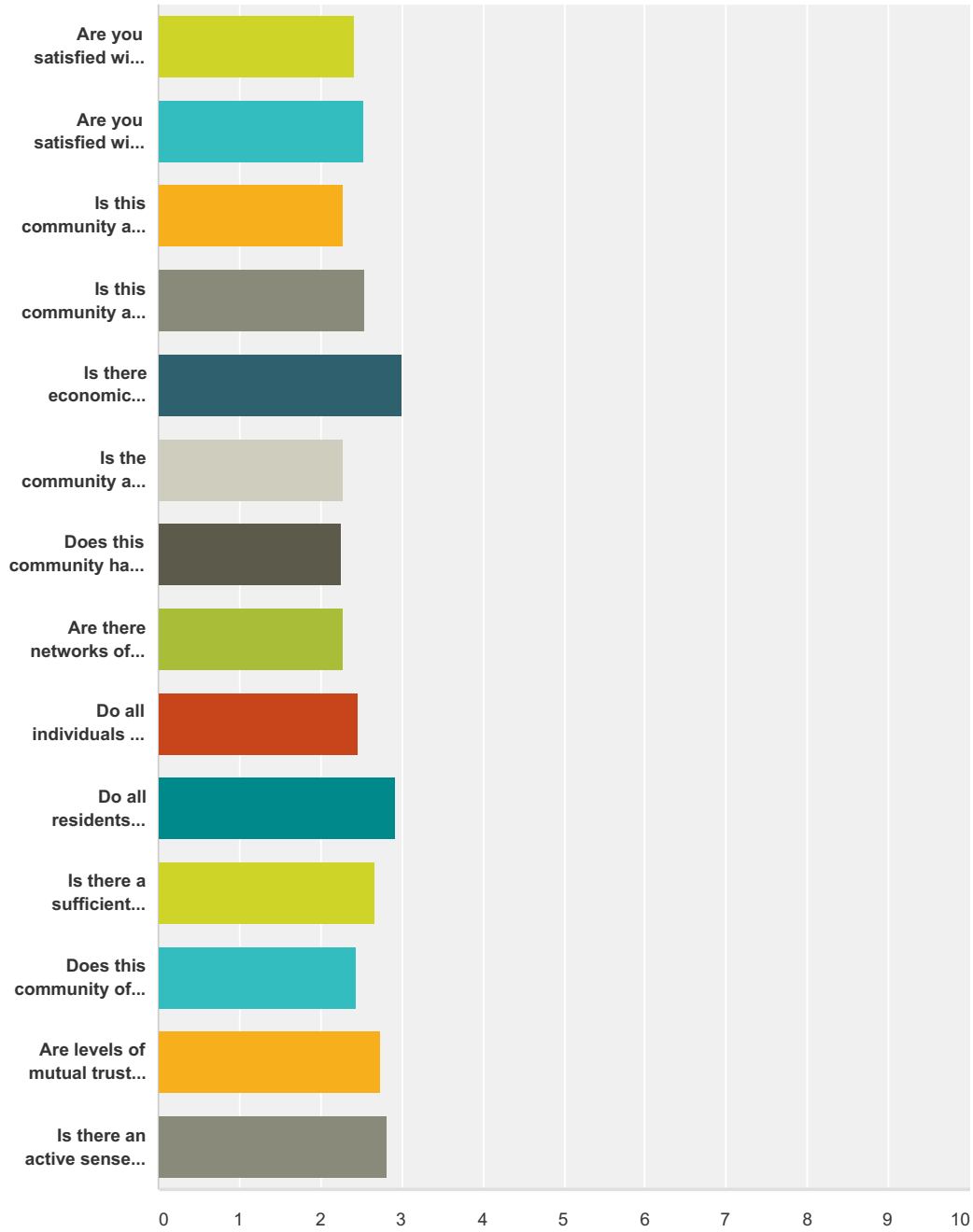
Answered: 412 Skipped: 257



Answer Choices	Responses
Newspaper	18.45% 76
Church	1.46% 6
Personal contact	27.43% 113
Workplace	44.17% 182
School	7.04% 29
Doctor's Office	1.46% 6
<b>Total</b>	<b>412</b>

### Q18 Quality of Life

Answered: 667 Skipped: 2



	Strongly Yes	Yes	Neutral	No	Strongly No	Total	Weighted Average
Are you satisfied with the quality of life in our community? (Consider your sense of safety, well being, participation in community life and associations, etc.)	14.70% 97	49.24% 325	18.79% 124	14.24% 94	3.03% 20	660	2.42
Are you satisfied with the health care system in the community? (Consider access, cost, availability, quality, and options in health care).	16.94% 112	41.15% 272	18.61% 123	18.46% 122	4.84% 32	661	2.53

Is this community a good place to raise children? (Consider school quality, day care, after school programs, recreation, etc.)	<b>22.29%</b> 148	<b>42.62%</b> 283	<b>23.19%</b> 154	<b>9.49%</b> 63	<b>2.41%</b> 16	664	2.27
Is this community a good place to grow old? (Consider elder-friendly housing, transportation to medical services, churches, shopping; elder day care, social support for the elderly living alone, meals on wheels, etc.)	<b>15.47%</b> 103	<b>40.24%</b> 268	<b>22.37%</b> 149	<b>17.27%</b> 115	<b>4.65%</b> 31	666	2.55
Is there economic opportunity in the community? (Consider locally owned and operated business, jobs with career growth, job training/ higher education opportunities, affordable housing, reasonable commute, etc.)	<b>5.41%</b> 36	<b>30.18%</b> 201	<b>31.53%</b> 210	<b>25.23%</b> 168	<b>7.66%</b> 51	666	3.00
Is the community a safe place to live? (Consider residents' perceptions of safety in the home, the workplace, schools, playgrounds, parks and the mall. Do neighbors know and trust one another? Do they look out for one another?)	<b>20.84%</b> 139	<b>45.88%</b> 306	<b>20.24%</b> 135	<b>10.64%</b> 71	<b>2.40%</b> 16	667	2.28
Does this community have clean air and clean water? (Consider auto emissions, mass transit, car pooling, water quality, public policy and state/county legislation).	<b>20.63%</b> 137	<b>49.40%</b> 328	<b>17.47%</b> 116	<b>9.49%</b> 63	<b>3.01%</b> 20	664	2.25
Are there networks of support for individuals and families (neighbors, support groups, faith community outreach, agencies, organizations) during times of stress and need?	<b>16.42%</b> 109	<b>50.75%</b> 337	<b>23.49%</b> 156	<b>6.78%</b> 45	<b>2.56%</b> 17	664	2.28
Do all individuals and groups have the opportunity to contribute to and participate in the community's quality of life?	<b>13.70%</b> 91	<b>45.48%</b> 302	<b>24.70%</b> 164	<b>13.25%</b> 88	<b>2.86%</b> 19	664	2.46
Do all residents perceive that they- individually and collectively- can make the community a better place to live?	<b>7.38%</b> 49	<b>27.26%</b> 181	<b>34.94%</b> 232	<b>26.05%</b> 173	<b>4.37%</b> 29	664	2.93
Is there a sufficient number of health and social services in the community?	<b>10.39%</b> 69	<b>39.91%</b> 265	<b>26.36%</b> 175	<b>17.77%</b> 118	<b>5.57%</b> 37	664	2.68
Does this community offer a variety of stores convenient to meet daily needs? (Consider grocery, pharmacy, fuel, and clothing)	<b>18.67%</b> 124	<b>45.63%</b> 303	<b>13.86%</b> 92	<b>17.17%</b> 114	<b>4.67%</b> 31	664	2.44
Are levels of mutual trust and respect increasing among community partners as they participate in collaborative activities to achieve shared community goals?	<b>8.58%</b> 57	<b>33.89%</b> 225	<b>36.75%</b> 244	<b>16.27%</b> 108	<b>4.52%</b> 30	664	2.74
Is there an active sense of civic responsibility and engagement, and of civic pride in shared accomplishments?	<b>8.76%</b> 58	<b>31.27%</b> 207	<b>34.74%</b> 230	<b>21.15%</b> 140	<b>4.08%</b> 27	662	2.81

## Q19 Comments:

Answered: 86 Skipped: 583